


ADOPT-A-TREE







Nurture a love of nature



In *Tree: A Life Story*, Dr. David Suzuki, scientist, author and broadcaster, and co-author Wayne Grady describe the life cycle of a Douglas Fir, one of the oldest life forms on the planet. Legendary Canadian wildlife artist Robert Bateman provides the illustrations. Any child or group of children can 'adopt' a tree and begin to develop the observational skills necessary to become a scientist or artist.

Ecokids.ca shows you how:

Materials: Large piece of paper, crayons.

-  Pick a favorite tree;
-  Fold paper in four;
-  In the first quadrant, draw the tree;
-  In the second quadrant do a bark rubbing by holding the paper against side of the tree and rolling a crayon gently over the surface of the paper;
-  Draw one of the tree's leaves in the third quadrant;
-  Sketch the tree's fruit or cone in the fourth quadrant.

Look up more about your tree in a field guide, such as the *Ultimate Explorer Field Guide: Trees* by Patricia Daniels.

Other tree-related books: *The Tree Suitcase* by David Suzuki; *The Giving Tree* by Shel Silverstein; *Tap the Magic Tree* by Christie Matheson; and *The Hugging Tree: A Story About Resilience* by Jill Neimark.

Check out Hinterland Who's Who (www.hww.ca) and learn about Canada's vanishing natural wilderness. You can even contribute your own story!

